

Koolbreeze

Wholesale Climate Control Solutions




Koolbreeze

KSW2500, KSW3600 and KSW14400

Heavy Duty Fans

230V/240V and 110V

The **KSW2500**, **KSW3600** and **KSW14400** are a range of heavy duty industrial extractor fans featuring 1.5mm steel bodies, aluminium housed motors for excellent heat dissipation along with sickle bladed fans to maximise airflow and pressure. They can support ducting up to 20m. The range consists of different models with outputs from 2580m³/hr up to 14,400m³/hr in both 230V and 110V options. Optional hard wearing plastic coated ducting is also available in 10m lengths and comes with a built in rope tie for securing to the unit. The range is suitable for environments where there is a requirement to remove fumes such as welding bays, warehouses, tunnels, basements and chemical laboratories.

	Order Code	Product Dimensions*	Product Features*	Accessories*
	KSW2500-UK KSW2500-EU KSW2500-110V	Dimensions (H x W x D) 350 x 270 x 290mm Weight 11kg	<ul style="list-style-type: none">• Diameter 250mm• Supply 110V/16A or 240V/13A• Airflow 2700m³/hr• Static Pressure 294pa	KSW2500-DUCT10M (10m Duct)
	KSW3600-UK KSW3600-EU KSW3600-110V	Dimensions (H x W x D) 440 x 400 x 370mm Weight 16kg	<ul style="list-style-type: none">• Diameter 300mm• Supply 110V/16A or 240V/13A• Airflow 3900m³/hr• Static Pressure 343pa	KSW3600-DUCT10M (10m Duct)
	KSW14400-UK KSW14400-EU KSW14400-110V	Dimensions (H x W x D) 870 x 550 x 770mm Weight 67.5kg	<ul style="list-style-type: none">• 110V or 230V• Can vent or cool• Powerful motor• Lockable castors• Airflow 14400m³/hr	KSW14400-DUC10M (10m Duct)

TRADE BUYERS CONTACT KOOLBREEZE ON +44 (0) 8456 522 456

OR EMAIL sales@koolbreeze.co.uk

See more of our product range at www.koolbreeze.co.uk

*Due to constant product innovation Koolbreeze reserves the right to make changes to product specifications